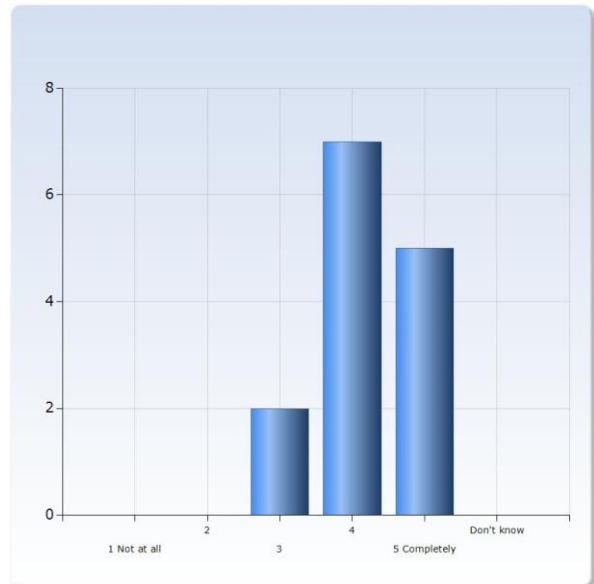


463 GE7025 Local to Global Water Vulnerability and Resilience HT17

Respondents: 21
Answer Count: 14
Answer Frequency: 66.67 %

1. Overall impression

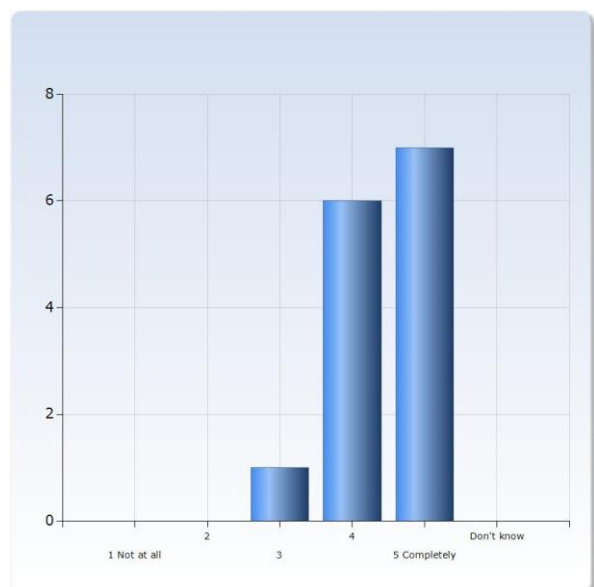
Overall I am satisfied with this course	Number of Responses
1 Not at all	0 (0.0%)
2	0 (0.0%)
3	2 (14.3%)
4	7 (50.0%)
5 Completely	5 (35.7%)
Don't know	0 (0.0%)
Total	14 (100.0%)



2. Student contribution

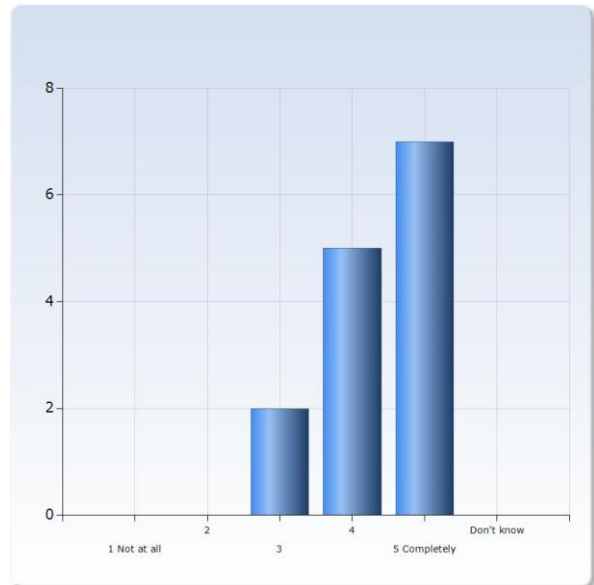
I am satisfied with my own effort in the course

I am satisfied with my own effort in the course	Number of Responses
1 Not at all	0 (0.0%)
2	0 (0.0%)
3	1 (7.1%)
4	6 (42.9%)
5 Completely	7 (50.0%)
Don't know	0 (0.0%)
Total	14 (100.0%)



I took responsibility for my own learning in the course

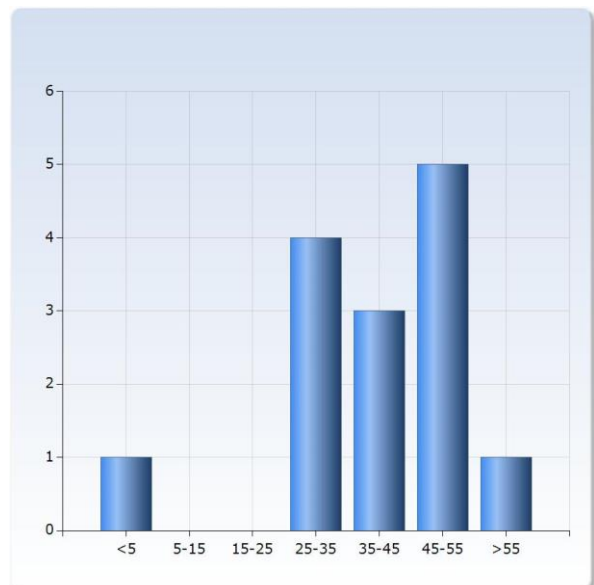
I took responsibility for my own learning in the course	Number of Responses
1 Not at all	0 (0.0%)
2	0 (0.0%)
3	2 (14.3%)
4	5 (35.7%)
5 Completely	7 (50.0%)
Don't know	0 (0.0%)
Total	14 (100.0%)



3. Work load

Indicate how many hours per week on average you have spent on the course, including self-studies and scheduled study time

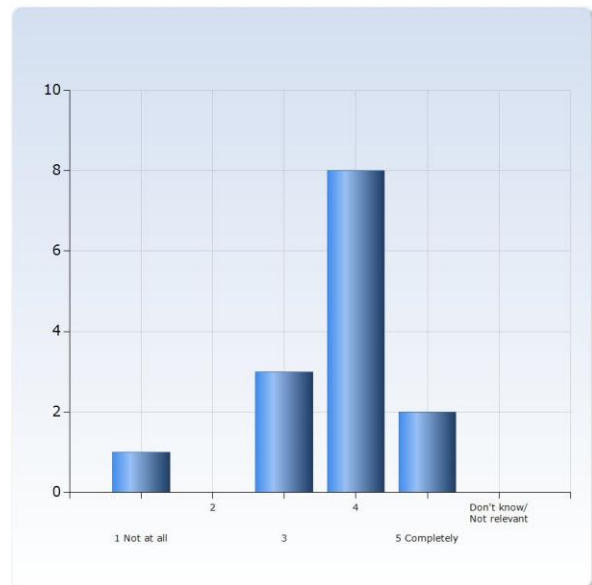
Indicate how many hours per week on average you have spent on the course, including self-studies and scheduled study time	Number of Responses
<5	1 (7.1%)
5-15	0 (0.0%)
15-25	0 (0.0%)
25-35	4 (28.6%)
35-45	3 (21.4%)
45-55	5 (35.7%)
>55	1 (7.1%)
Total	14 (100.0%)



4. Clear aims

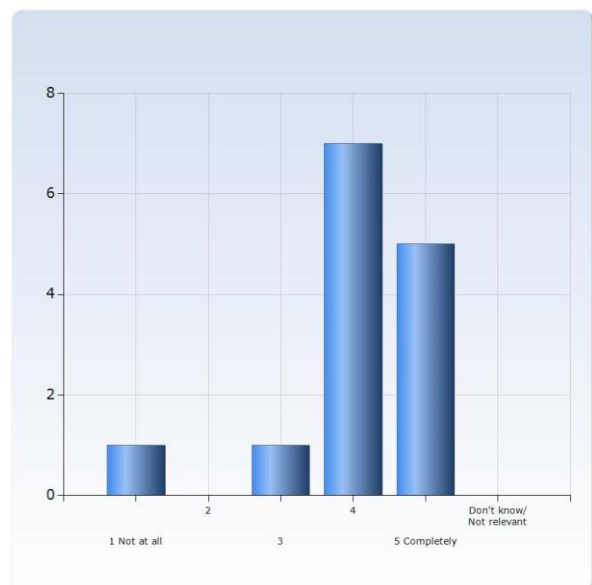
It was clear to me what I was expected to learn

It was clear to me what I was expected to learn	Number of Responses
1 Not at all	1 (7.1%)
2	0 (0.0%)
3	3 (21.4%)
4	8 (57.1%)
5 Completely	2 (14.3%)
Don't know/ Not relevant	0 (0.0%)
Total	14 (100.0%)



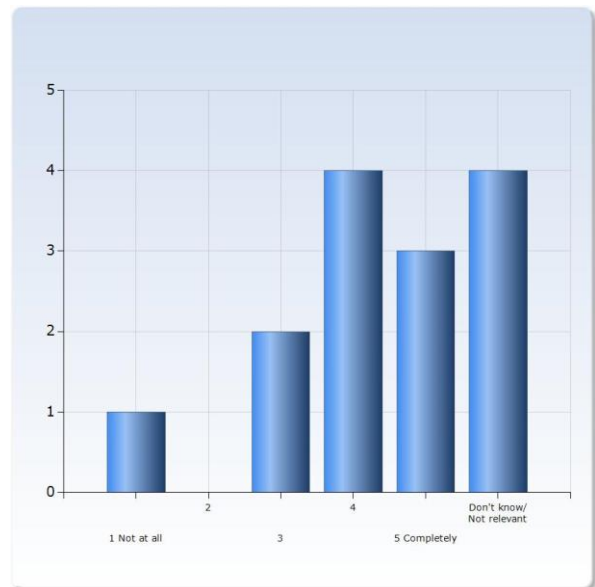
I felt that the course content and teaching methods were relevant to the learning outcomes

I felt that the course content and teaching methods were relevant to the learning outcomes	Number of Responses
1 Not at all	1 (7.1%)
2	0 (0.0%)
3	1 (7.1%)
4	7 (50.0%)
5 Completely	5 (35.7%)
Don't know/ Not relevant	0 (0.0%)
Total	14 (100.0%)



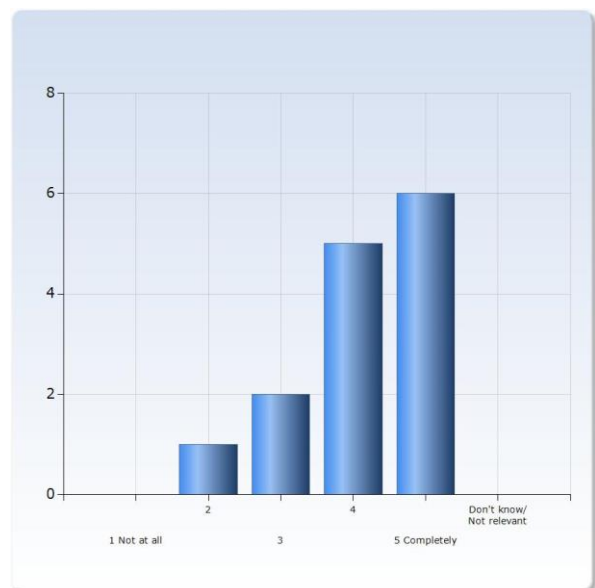
The examination tested how well I had achieved the learning outcomes

The examination tested how well I had achieved the learning outcomes	Number of Responses
1 Not at all	1 (7.1%)
2	0 (0.0%)
3	2 (14.3%)
4	4 (28.6%)
5 Completely	3 (21.4%)
Don't know/ Not relevant	4 (28.6%)
Total	14 (100.0%)



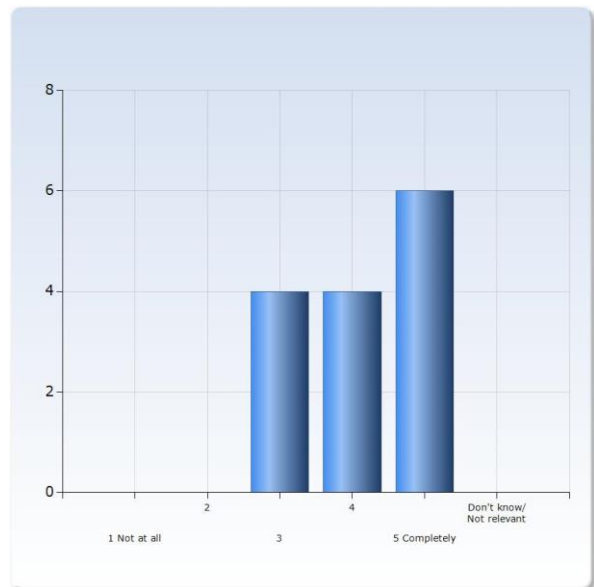
The course corresponded to my expectations

The course corresponded to my expectations	Number of Responses
1 Not at all	0 (0.0%)
2	1 (7.1%)
3	2 (14.3%)
4	5 (35.7%)
5 Completely	6 (42.9%)
Don't know/ Not relevant	0 (0.0%)
Total	14 (100.0%)



I feel that I will have use of what I have learnt after my studies

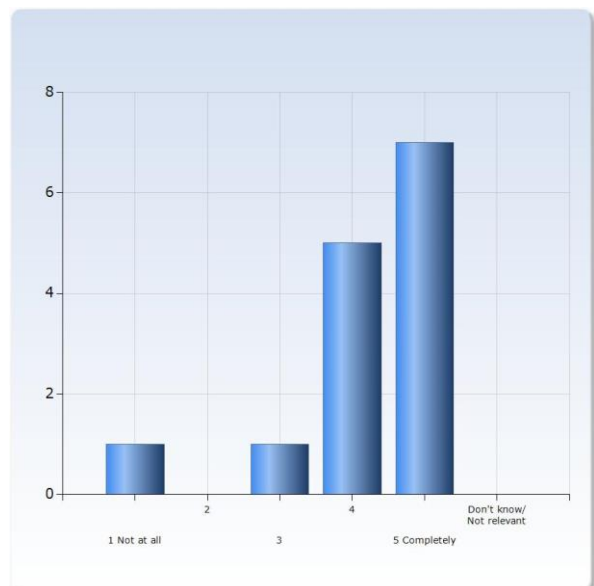
I feel that I will have use of what I have learnt after my studies	Number of Responses
1 Not at all	0 (0.0%)
2	0 (0.0%)
3	4 (28.6%)
4	4 (28.6%)
5 Completely	6 (42.9%)
Don't know/ Not relevant	0 (0.0%)
Total	14 (100.0%)



5. Good teaching

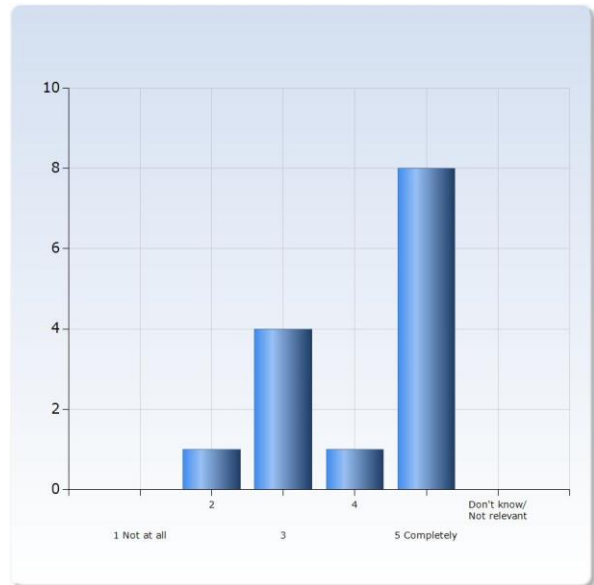
The course prerequisites were sufficient to follow the course

The course prerequisites were sufficient to follow the course	Number of Responses
1 Not at all	1 (7.1%)
2	0 (0.0%)
3	1 (7.1%)
4	5 (35.7%)
5 Completely	7 (50.0%)
Don't know/ Not relevant	0 (0.0%)
Total	14 (100.0%)



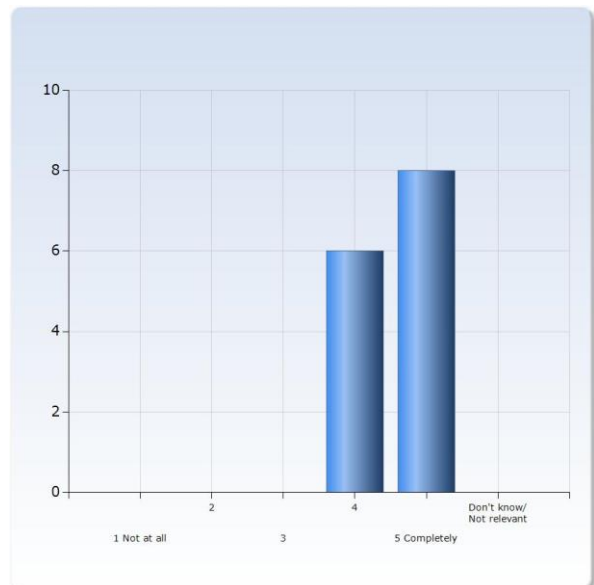
I felt that the course was well structured

I felt that the course was well structured	Number of Responses
1 Not at all	0 (0.0%)
2	1 (7.1%)
3	4 (28.6%)
4	1 (7.1%)
5 Completely	8 (57.1%)
Don't know/ Not relevant	0 (0.0%)
Total	14 (100.0%)



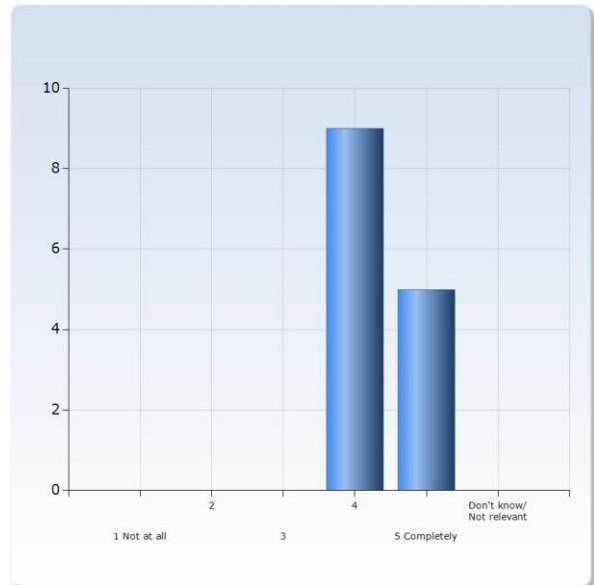
I felt that the teachers have helped me to reach the learning outcomes

I felt that the teachers have helped me to reach the learning outcomes	Number of Responses
1 Not at all	0 (0.0%)
2	0 (0.0%)
3	0 (0.0%)
4	6 (42.9%)
5 Completely	8 (57.1%)
Don't know/ Not relevant	0 (0.0%)
Total	14 (100.0%)



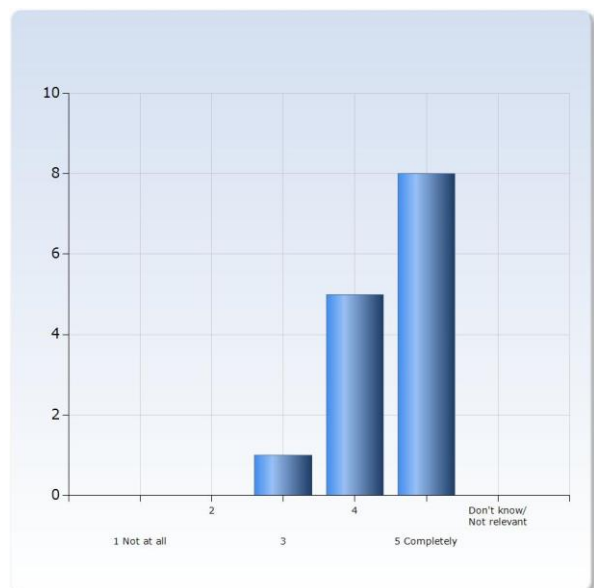
I could understand what was being taught

I could understand what was being taught	Number of Responses
1 Not at all	0 (0.0%)
2	0 (0.0%)
3	0 (0.0%)
4	9 (64.3%)
5 Completely	5 (35.7%)
Don't know/ Not relevant	0 (0.0%)
Total	14 (100.0%)



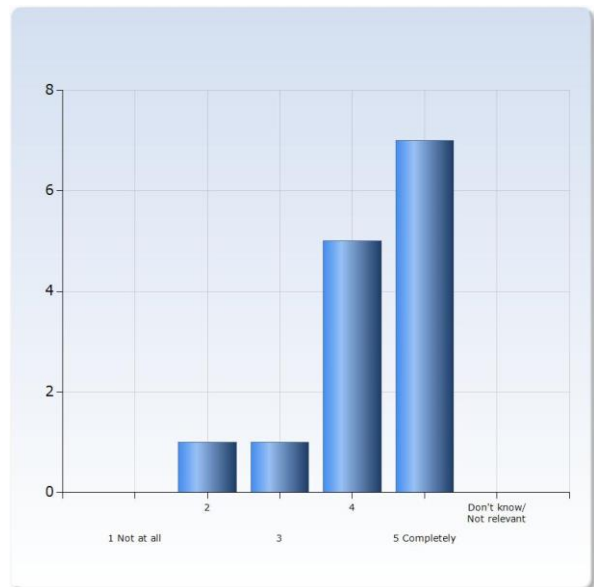
I have received constructive feedback on my performance

I have received constructive feedback on my performance	Number of Responses
1 Not at all	0 (0.0%)
2	0 (0.0%)
3	1 (7.1%)
4	5 (35.7%)
5 Completely	8 (57.1%)
Don't know/ Not relevant	0 (0.0%)
Total	14 (100.0%)



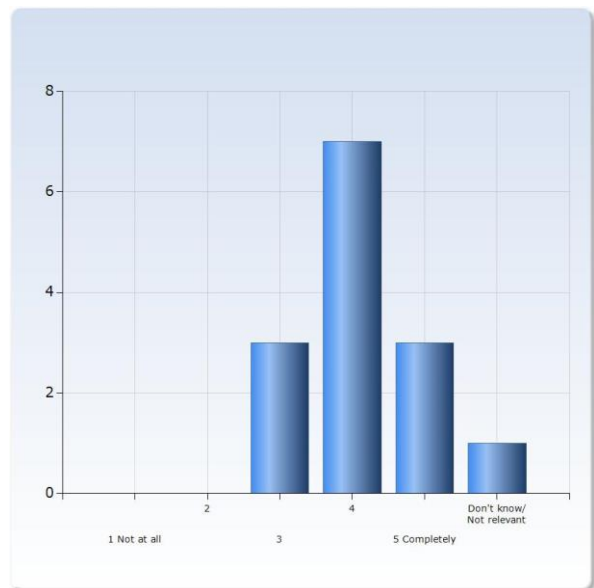
I was encouraged to reflect on my learning during the course

I was encouraged to reflect on my learning during the course	Number of Responses
1 Not at all	0 (0.0%)
2	1 (7.1%)
3	1 (7.1%)
4	5 (35.7%)
5 Completely	7 (50.0%)
Don't know/ Not relevant	0 (0.0%)
Total	14 (100.0%)



The course material helped me in my work to achieve the learning outcomes (literature, e-resources etc.)

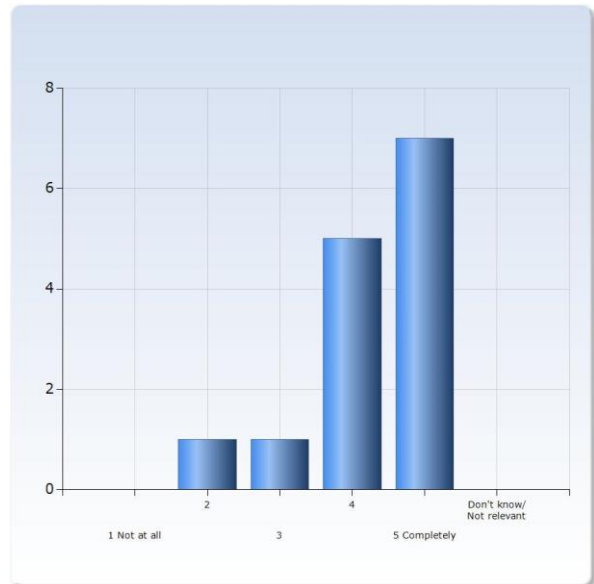
The course material helped me in my work to achieve the learning outcomes (literature, e-resources etc.)	Number of Responses
1 Not at all	0 (0.0%)
2	0 (0.0%)
3	3 (21.4%)
4	7 (50.0%)
5 Completely	3 (21.4%)
Don't know/ Not relevant	1 (7.1%)
Total	14 (100.0%)



6. Administration and study environment

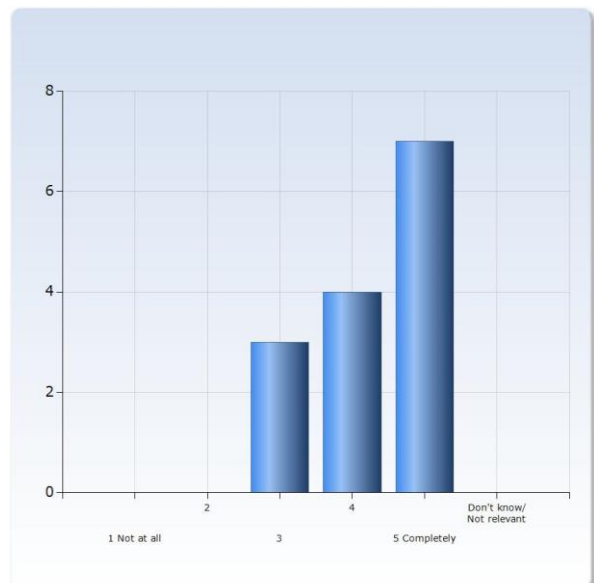
I felt that the course was well organized

I felt that the course was well organized	Number of Responses
1 Not at all	0 (0.0%)
2	1 (7.1%)
3	1 (7.1%)
4	5 (35.7%)
5 Completely	7 (50.0%)
Don't know/ Not relevant	0 (0.0%)
Total	14 (100.0%)



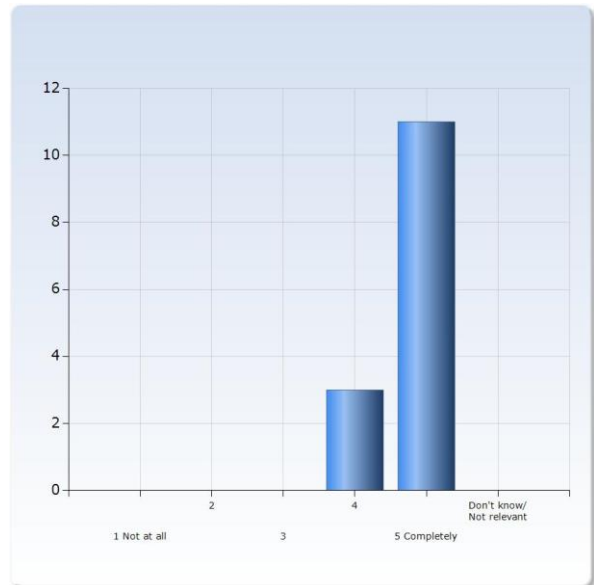
I have been able to find the information I felt I needed before and during the course

I have been able to find the information I felt I needed before and during the course	Number of Responses
1 Not at all	0 (0.0%)
2	0 (0.0%)
3	3 (21.4%)
4	4 (28.6%)
5 Completely	7 (50.0%)
Don't know/ Not relevant	0 (0.0%)
Total	14 (100.0%)



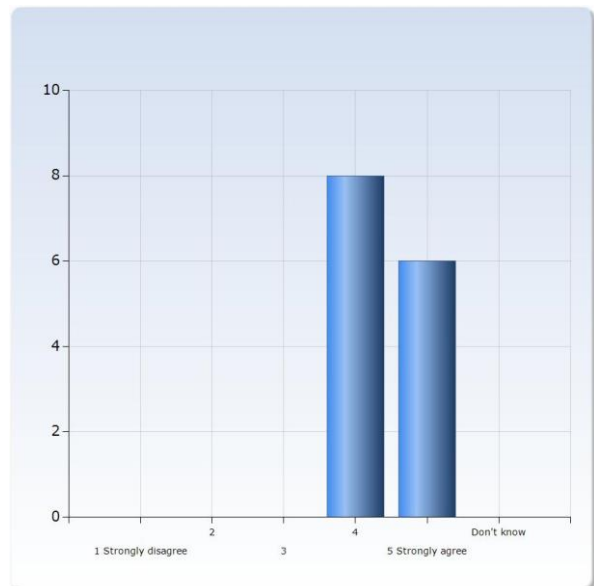
I was able to get support when I needed it

I was able to get support when I needed it	Number of Responses
1 Not at all	0 (0.0%)
2	0 (0.0%)
3	0 (0.0%)
4	3 (21.4%)
5 Completely	11 (78.6%)
Don't know/ Not relevant	0 (0.0%)
Total	14 (100.0%)



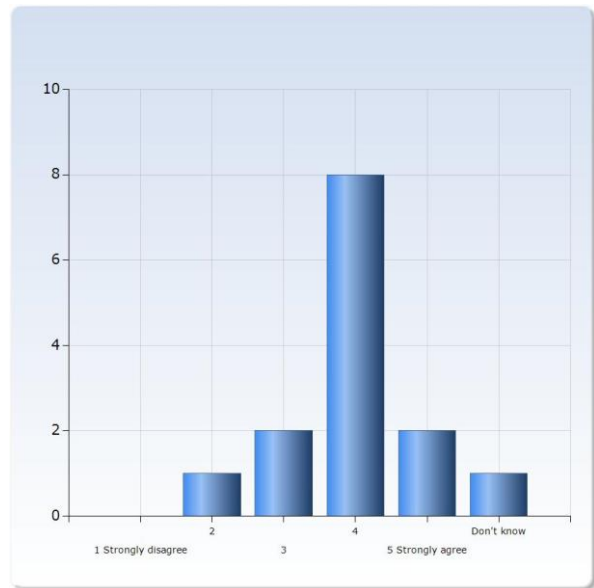
7. Course specific question

Project 1 (individual project) was great!	Number of Responses
1 Strongly disagree	0 (0.0%)
2	0 (0.0%)
3	0 (0.0%)
4	8 (57.1%)
5 Strongly agree	6 (42.9%)
Don't know	0 (0.0%)
Total	14 (100.0%)



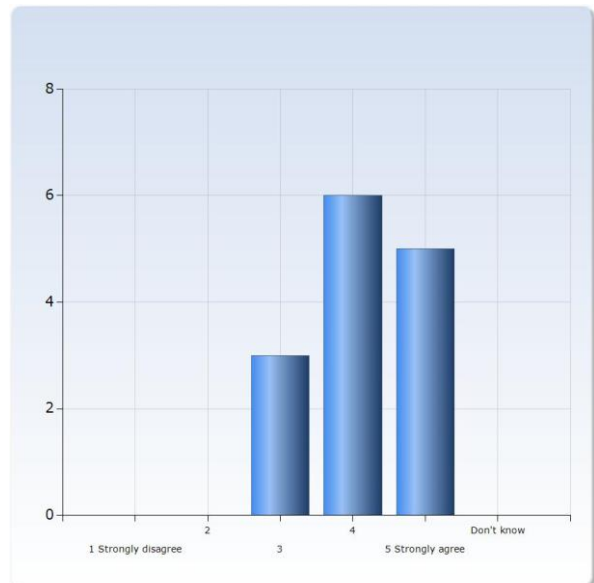
8. Course specific question

The water negotiation (role play) game was outstanding!	Number of Responses
1 Strongly disagree	0 (0.0%)
2	1 (7.1%)
3	2 (14.3%)
4	8 (57.1%)
5 Strongly agree	2 (14.3%)
Don't know	1 (7.1%)
Total	14 (100.0%)



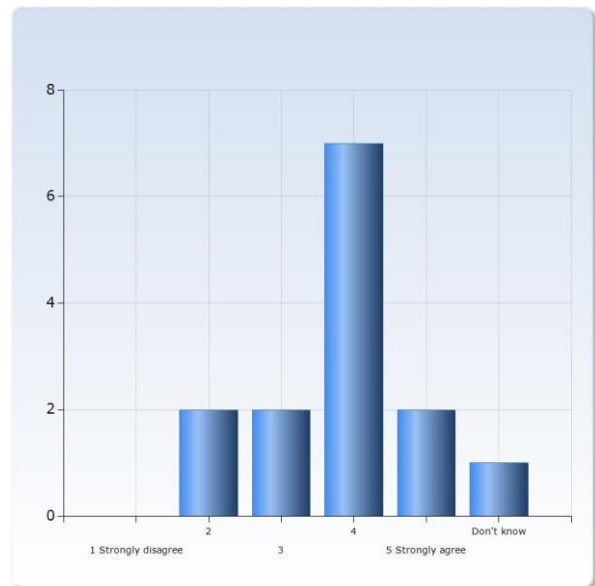
9. Course specific question

The lectures on plants and water (with Stefano) were awesome!	Number of Responses
1 Strongly disagree	0 (0.0%)
2	0 (0.0%)
3	3 (21.4%)
4	6 (42.9%)
5 Strongly agree	5 (35.7%)
Don't know	0 (0.0%)
Total	14 (100.0%)



10. Course specific question

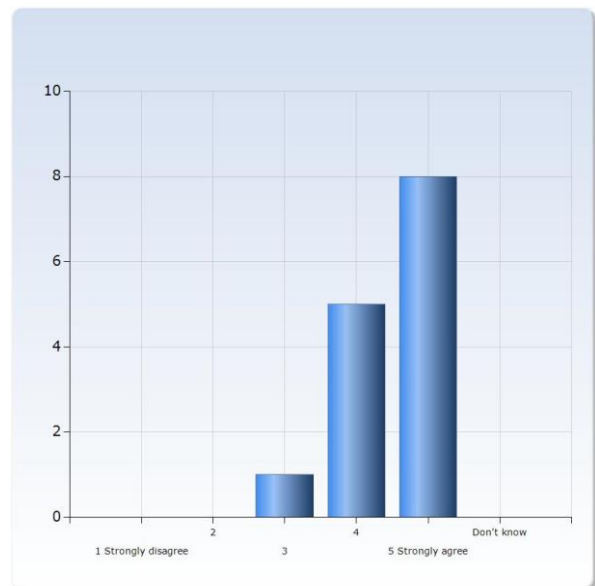
Project 2 (group project) was super!	Number of Responses
1 Strongly disagree	0 (0.0%)
2	2 (14.3%)
3	2 (14.3%)
4	7 (50.0%)
5 Strongly agree	2 (14.3%)
Don't know	1 (7.1%)
Total	14 (100.0%)



11. Course specific question

In this course, I learned how to identify, extract and combine relevant information for analysis of water availability and quality across scales (local to global) with specific focus on constructing and constraining a water balance.

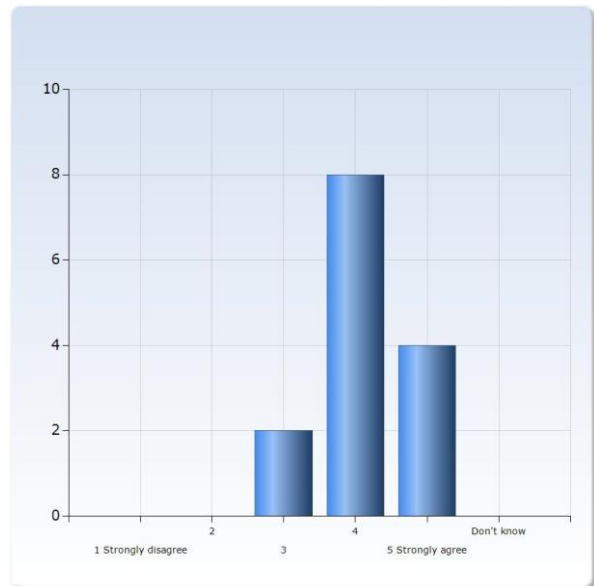
	Number of Responses
1 Strongly disagree	0 (0.0%)
2	0 (0.0%)
3	1 (7.1%)
4	5 (35.7%)
5 Strongly agree	8 (57.1%)
Don't know	0 (0.0%)
Total	14 (100.0%)



12. Course specific question

In this course, I learned how to utilize the catchment as a central management unit with respect to investigating the relations between, for example, upstream water use, pollutant release and downstream effects on water availability and water quality.

	Number of Responses
1 Strongly disagree	0 (0.0%)
2	0 (0.0%)
3	2 (14.3%)
4	8 (57.1%)
5 Strongly agree	4 (28.6%)
Don't know	0 (0.0%)
	14
Total	(100.0%)



13. Course specific question

In this course, I improved my ability to construct and write a scientific report capable of characterizing water resources of a region.

	Number of Responses
1 Strongly disagree	0 (0.0%)
2	0 (0.0%)
3	1 (7.1%)
4	5 (35.7%)
5 Strongly agree	8 (57.1%)
Don't know	0 (0.0%)
	14
Total	(100.0%)

