

## 463 GE5003 Glaciers and High Mountain Environments ST17

---

---

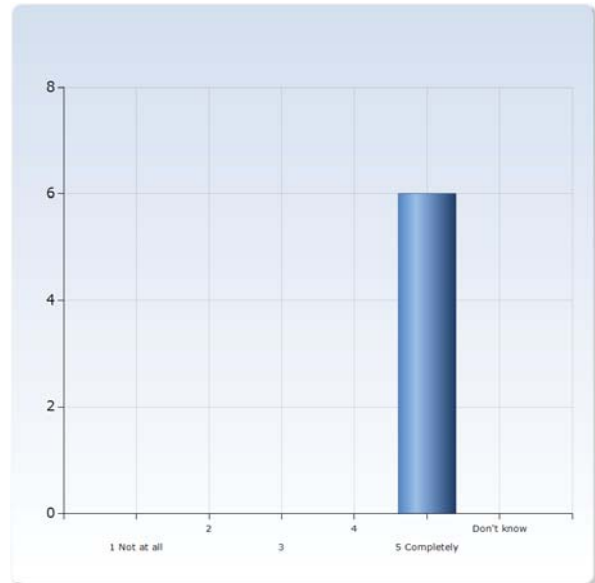
Respondents: 7  
Answer Count: 6  
Answer Frequency: 85.71 %

---

---

### 1. Overall impression

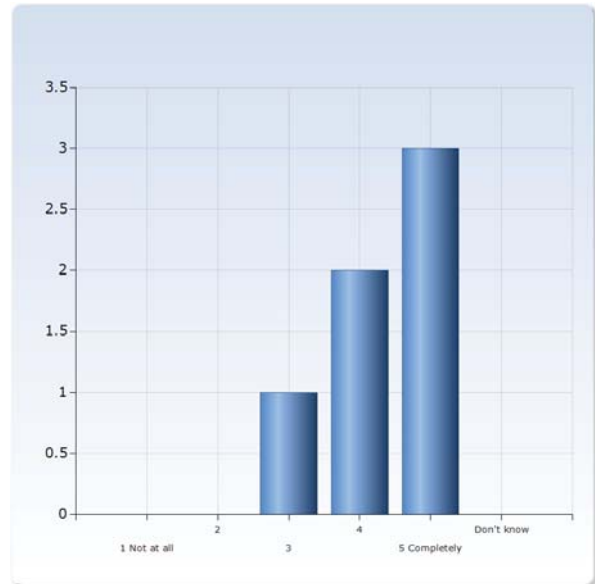
Overall I am satisfied with this course	Number of Responses
1 Not at all	0 (0.0%)
2	0 (0.0%)
3	0 (0.0%)
4	0 (0.0%)
5 Completely	6 (100.0%)
Don't know	0 (0.0%)
Total	6 (100.0%)



## 2. Student contribution

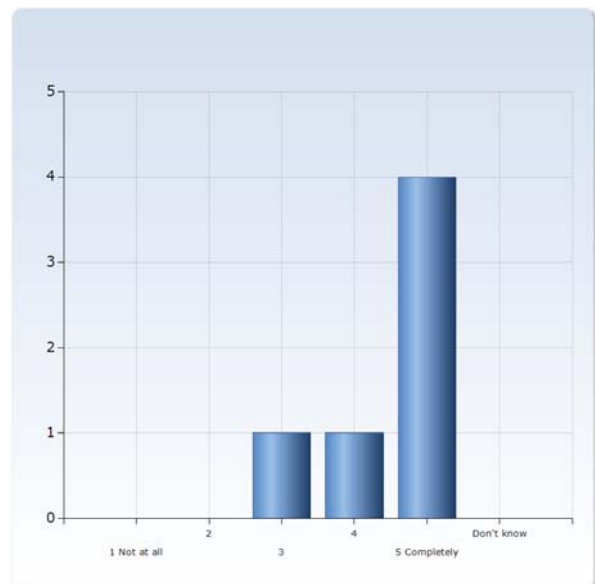
### I am satisfied with my own effort in the course

I am satisfied with my own effort in the course	Number of Responses
1 Not at all	0 (0.0%)
2	0 (0.0%)
3	1 (16.7%)
4	2 (33.3%)
5 Completely	3 (50.0%)
Don't know	0 (0.0%)
Total	6 (100.0%)



### I took responsibility for my own learning in the course

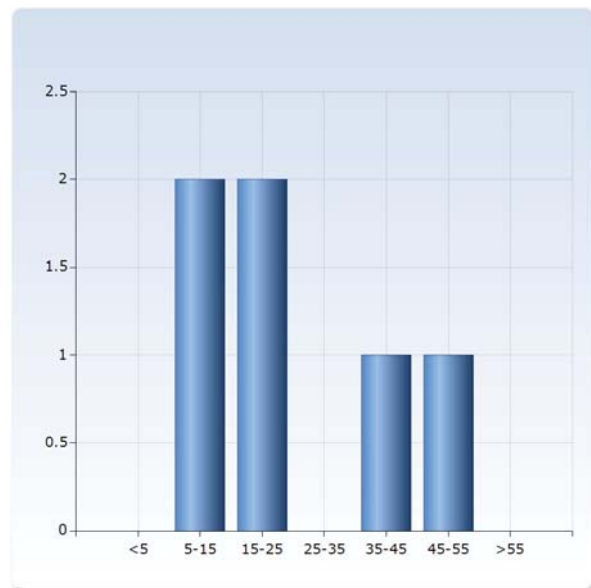
I took responsibility for my own learning in the course	Number of Responses
1 Not at all	0 (0.0%)
2	0 (0.0%)
3	1 (16.7%)
4	1 (16.7%)
5 Completely	4 (66.7%)
Don't know	0 (0.0%)
Total	6 (100.0%)



### 3. Work load

Indicate how many hours per week on average you have spent on the course, including self-studies and scheduled study time

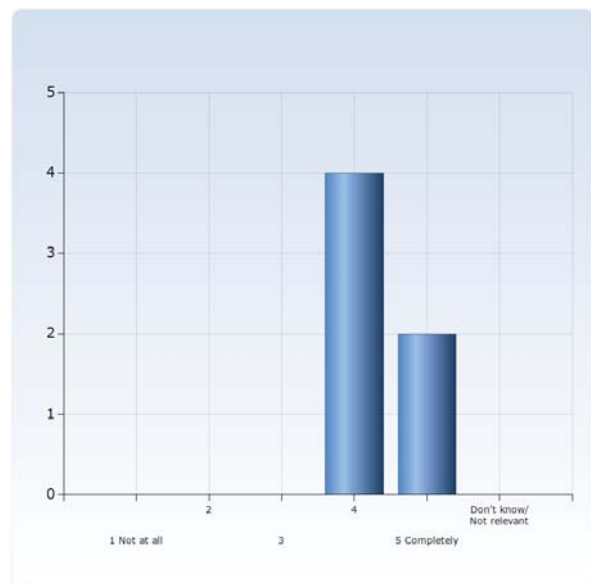
	Number of Responses
<5	0 (0.0%)
5-15	2 (33.3%)
15-25	2 (33.3%)
25-35	0 (0.0%)
35-45	1 (16.7%)
45-55	1 (16.7%)
>55	0 (0.0%)
Total	6 (100.0%)



### 4. Clear aims

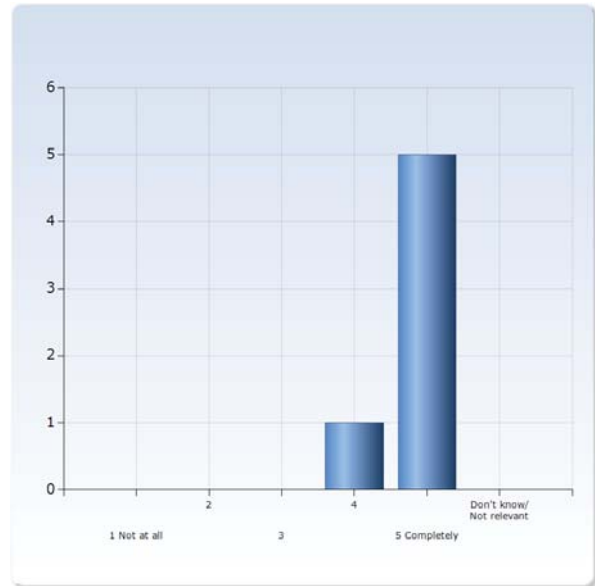
It was clear to me what I was expected to learn

It was clear to me what I was expected to learn	Number of Responses
1 Not at all	0 (0.0%)
2	0 (0.0%)
3	0 (0.0%)
4	4 (66.7%)
5 Completely	2 (33.3%)
Don't know/ Not relevant	0 (0.0%)
Total	6 (100.0%)



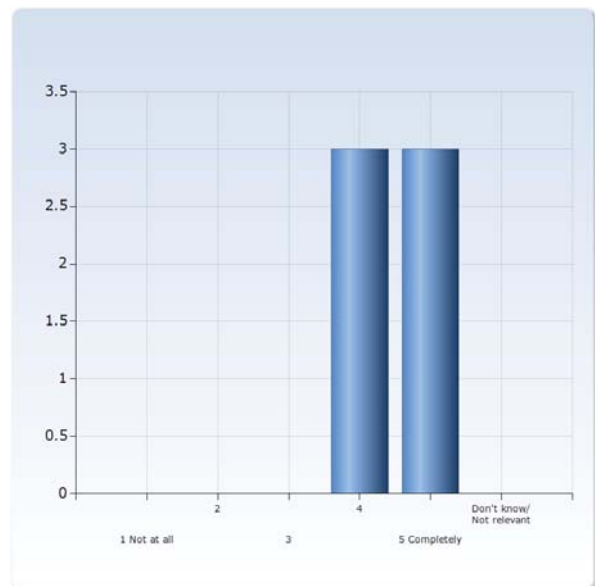
## I felt that the course content and teaching methods were relevant to the learning outcomes

I felt that the course content and teaching methods were relevant to the learning outcomes	Number of Responses
1 Not at all	0 (0.0%)
2	0 (0.0%)
3	0 (0.0%)
4	1 (16.7%)
5 Completely	5 (83.3%)
Don't know/ Not relevant	0 (0.0%)
Total	6 (100.0%)



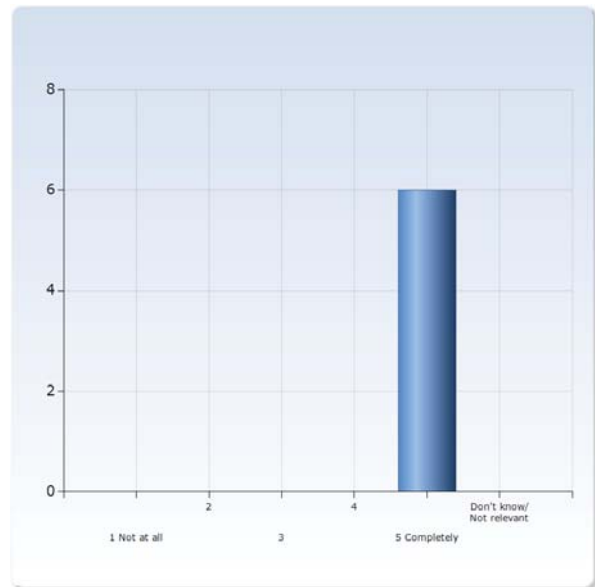
## The examination tested how well I had achieved the learning outcomes

The examination tested how well I had achieved the learning outcomes	Number of Responses
1 Not at all	0 (0.0%)
2	0 (0.0%)
3	0 (0.0%)
4	3 (50.0%)
5 Completely	3 (50.0%)
Don't know/ Not relevant	0 (0.0%)
Total	6 (100.0%)



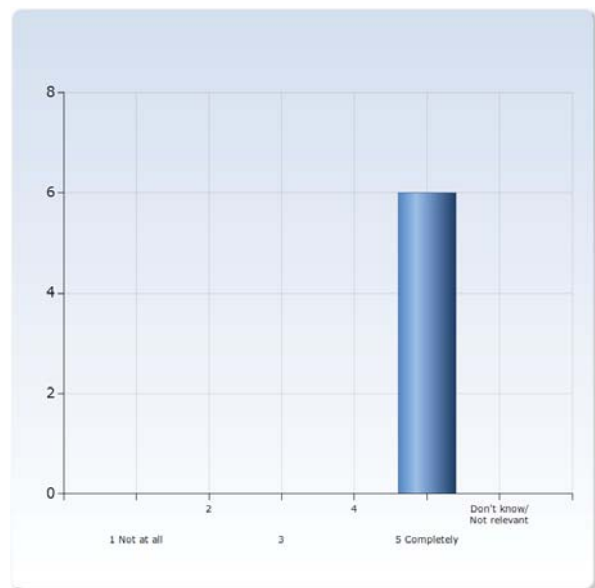
## The course corresponded to my expectations

The course corresponded to my expectations	Number of Responses
1 Not at all	0 (0.0%)
2	0 (0.0%)
3	0 (0.0%)
4	0 (0.0%)
5 Completely	6 (100.0%)
Don't know/ Not relevant	0 (0.0%)
Total	6 (100.0%)



## I feel that I will have use of what I have learnt after my studies

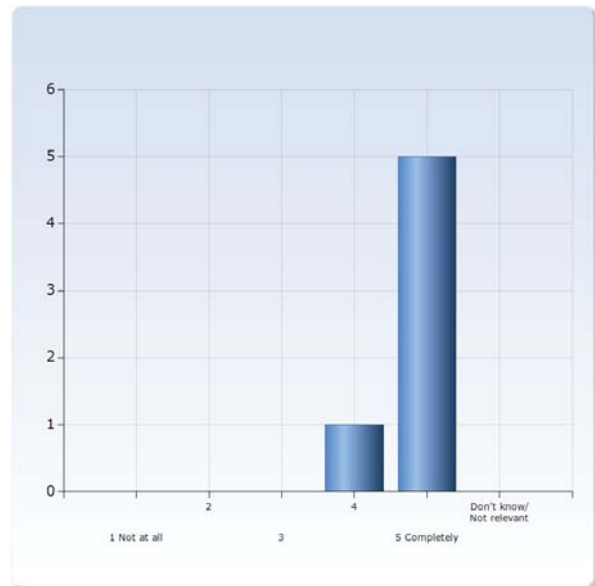
I feel that I will have use of what I have learnt after my studies	Number of Responses
1 Not at all	0 (0.0%)
2	0 (0.0%)
3	0 (0.0%)
4	0 (0.0%)
5 Completely	6 (100.0%)
Don't know/ Not relevant	0 (0.0%)
Total	6 (100.0%)



## 5. Good teaching

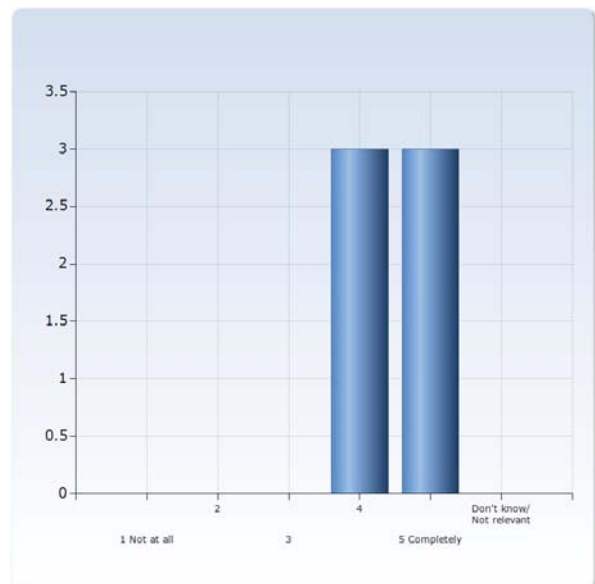
### The course prerequisites were sufficient to follow the course

The course prerequisites were sufficient to follow the course	Number of Responses
1 Not at all	0 (0.0%)
2	0 (0.0%)
3	0 (0.0%)
4	1 (16.7%)
5 Completely	5 (83.3%)
Don't know/ Not relevant	0 (0.0%)
Total	6 (100.0%)



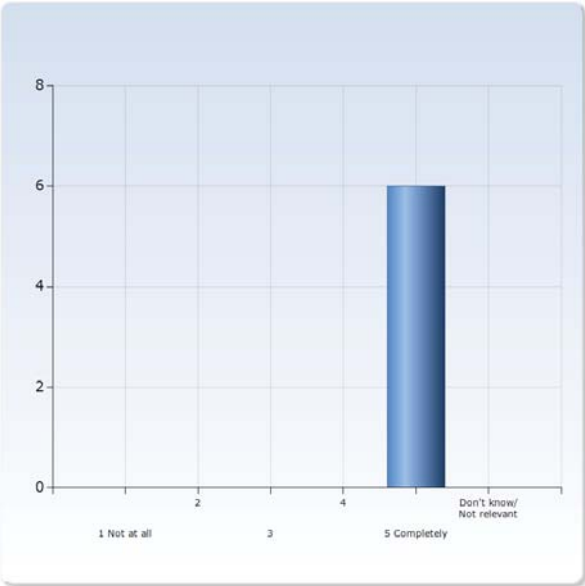
### I felt that the course was well structured

I felt that the course was well structured	Number of Responses
1 Not at all	0 (0.0%)
2	0 (0.0%)
3	0 (0.0%)
4	3 (50.0%)
5 Completely	3 (50.0%)
Don't know/ Not relevant	0 (0.0%)
Total	6 (100.0%)



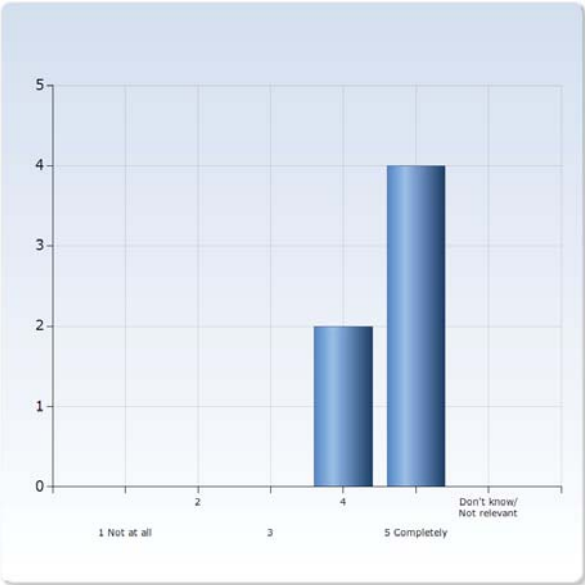
**I felt that the teachers have helped me to reach the learning outcomes**

I felt that the teachers have helped me to reach the learning outcomes	Number of Responses
1 Not at all	0 (0.0%)
2	0 (0.0%)
3	0 (0.0%)
4	0 (0.0%)
5 Completely	6 (100.0%)
Don't know/ Not relevant	0 (0.0%)
Total	6 (100.0%)



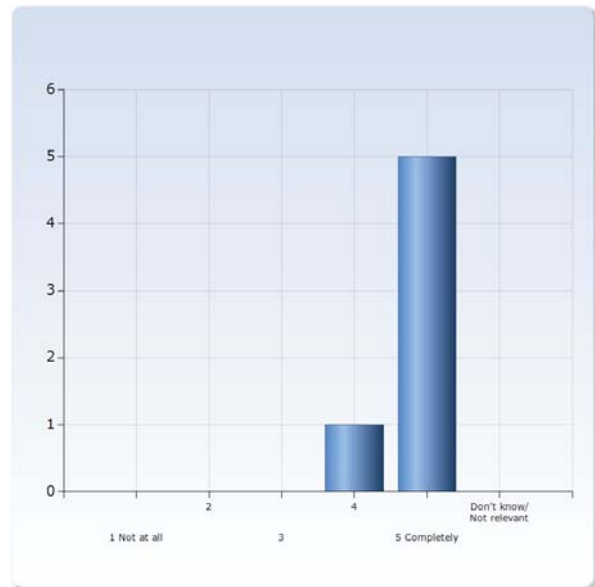
**I could understand what was being taught**

I could understand what was being taught	Number of Responses
1 Not at all	0 (0.0%)
2	0 (0.0%)
3	0 (0.0%)
4	2 (33.3%)
5 Completely	4 (66.7%)
Don't know/ Not relevant	0 (0.0%)
Total	6 (100.0%)



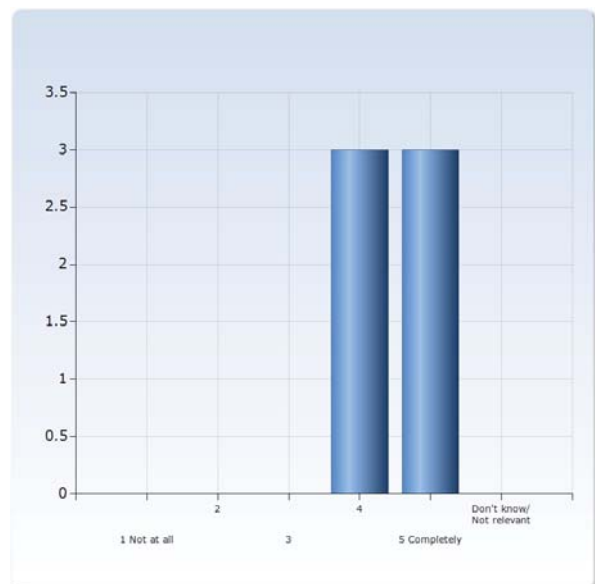
## I have received constructive feedback on my performance

I have received constructive feedback on my performance	Number of Responses
1 Not at all	0 (0.0%)
2	0 (0.0%)
3	0 (0.0%)
4	1 (16.7%)
5 Completely	5 (83.3%)
Don't know/ Not relevant	0 (0.0%)
Total	6 (100.0%)



## I was encouraged to reflect on my learning during the course

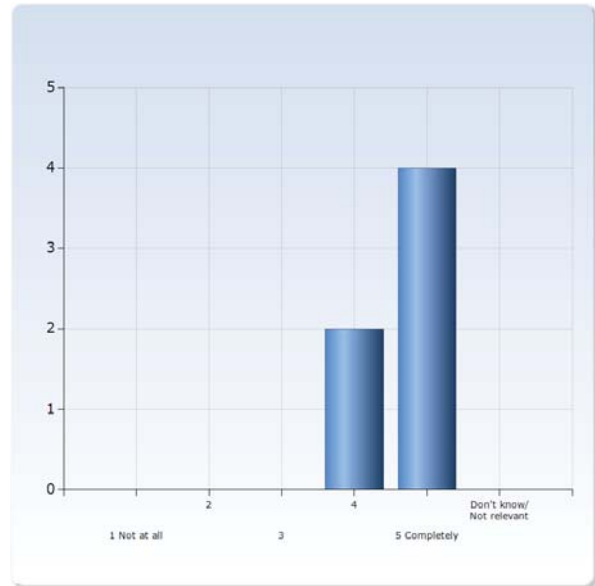
I was encouraged to reflect on my learning during the course	Number of Responses
1 Not at all	0 (0.0%)
2	0 (0.0%)
3	0 (0.0%)
4	3 (50.0%)
5 Completely	3 (50.0%)
Don't know/ Not relevant	0 (0.0%)
Total	6 (100.0%)





## The course material helped me in my work to achieve the learning outcomes (literature, e-resources etc.)

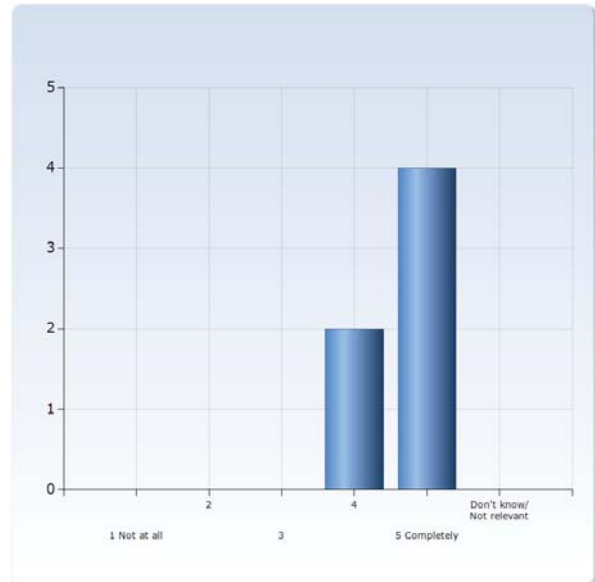
The course material helped me in my work to achieve the learning outcomes (literature, e-resources etc.)	Number of Responses
1 Not at all	0 (0.0%)
2	0 (0.0%)
3	0 (0.0%)
4	2 (33.3%)
5 Completely	4 (66.7%)
Don't know/ Not relevant	0 (0.0%)
Total	6 (100.0%)



## 6. Administration and study environment

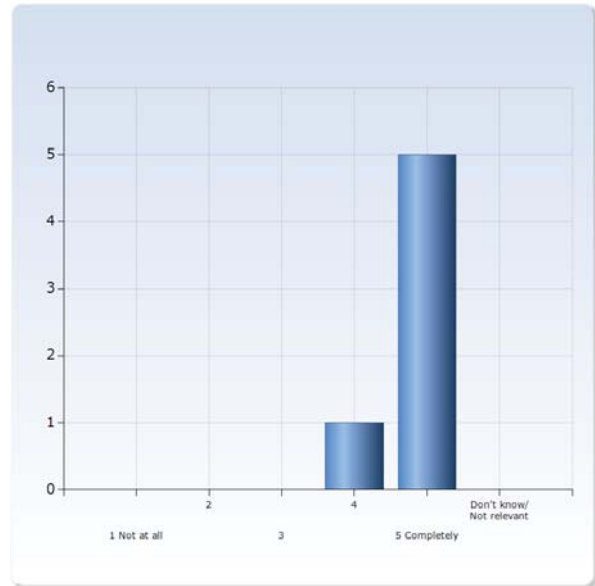
### I felt that the course was well organized

I felt that the course was well organized	Number of Responses
1 Not at all	0 (0.0%)
2	0 (0.0%)
3	0 (0.0%)
4	2 (33.3%)
5 Completely	4 (66.7%)
Don't know/ Not relevant	0 (0.0%)
Total	6 (100.0%)



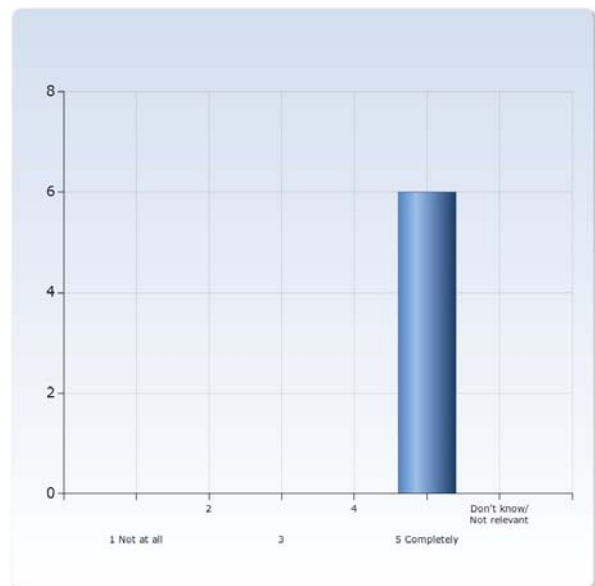
## I have been able to find the information I felt I needed before and during the course

I have been able to find the information I felt I needed before and during the course	Number of Responses
1 Not at all	0 (0.0%)
2	0 (0.0%)
3	0 (0.0%)
4	1 (16.7%)
5 Completely	5 (83.3%)
Don't know/ Not relevant	0 (0.0%)
Total	6 (100.0%)



## I was able to get support when I needed it

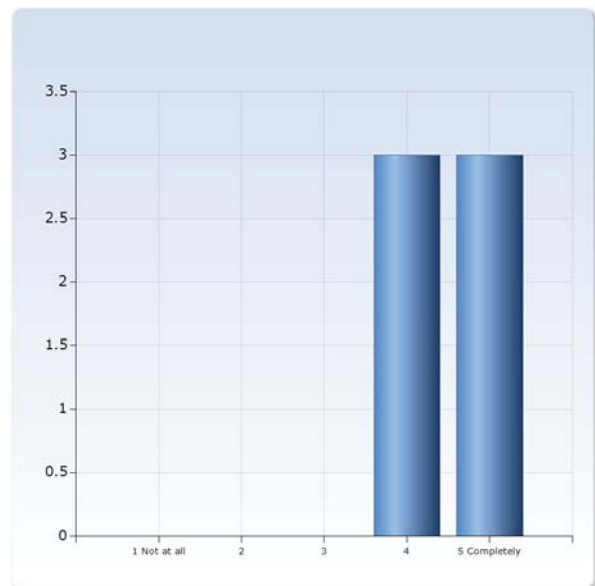
I was able to get support when I needed it	Number of Responses
1 Not at all	0 (0.0%)
2	0 (0.0%)
3	0 (0.0%)
4	0 (0.0%)
5 Completely	6 (100.0%)
Don't know/ Not relevant	0 (0.0%)
Total	6 (100.0%)



## 7. Course specific questions

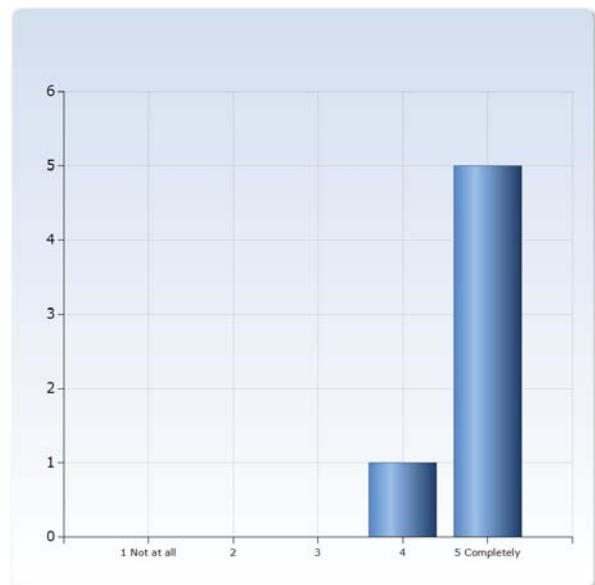
**Were you happy with the content and structure of the distance learning (theoretical) component?**

Were you happy with the content and structure of the distance learning (theoretical) component?	Number of Responses
1 Not at all	0 (0.0%)
2	0 (0.0%)
3	0 (0.0%)
4	3 (50.0%)
5 Completely	3 (50.0%)
Total	6 (100.0%)



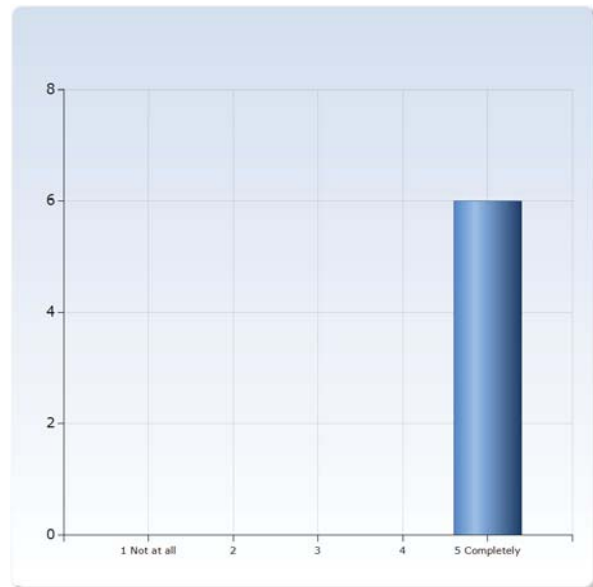
**Did you feel that the theoretical component provided you with sufficient background information before the field course?**

Did you feel that the theoretical component provided you with sufficient background information before the field course?	Number of Responses
1 Not at all	0 (0.0%)
2	0 (0.0%)
3	0 (0.0%)
4	1 (16.7%)
5 Completely	5 (83.3%)
Total	6 (100.0%)



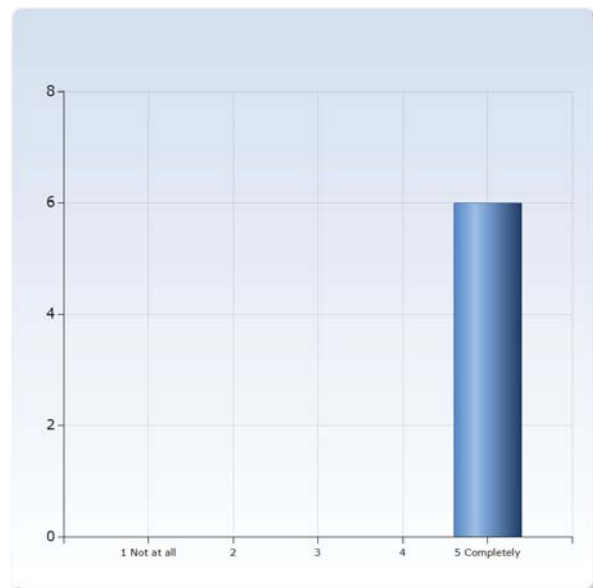
### Did you feel that the time spent at Tarfala was well used?

Did you feel that the time spent at Tarfala was well used?	Number of Responses
1 Not at all	0 (0.0%)
2	0 (0.0%)
3	0 (0.0%)
4	0 (0.0%)
5 Completely	6 (100.0%)
Total	6 (100.0%)



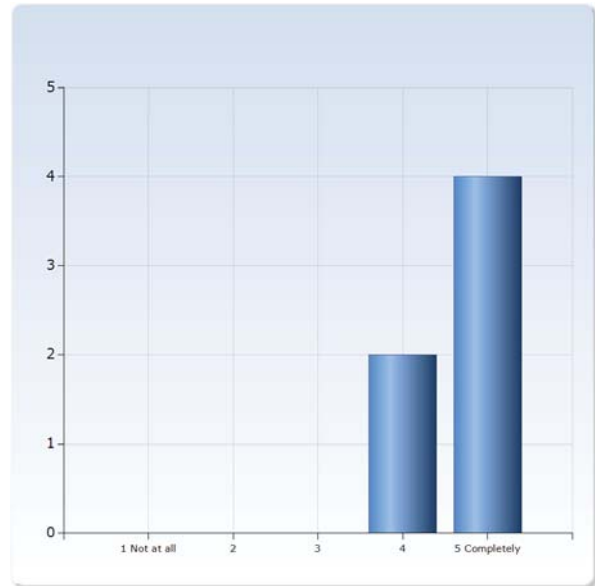
### The group excursions and projects helped you to better understand the theoretical concepts

The group excursions and projects helped you to better understand the theoretical concepts	Number of Responses
1 Not at all	0 (0.0%)
2	0 (0.0%)
3	0 (0.0%)
4	0 (0.0%)
5 Completely	6 (100.0%)
Total	6 (100.0%)



## Did you feel prepared for and comfortable in the environment at and around Tarfala Research Station?

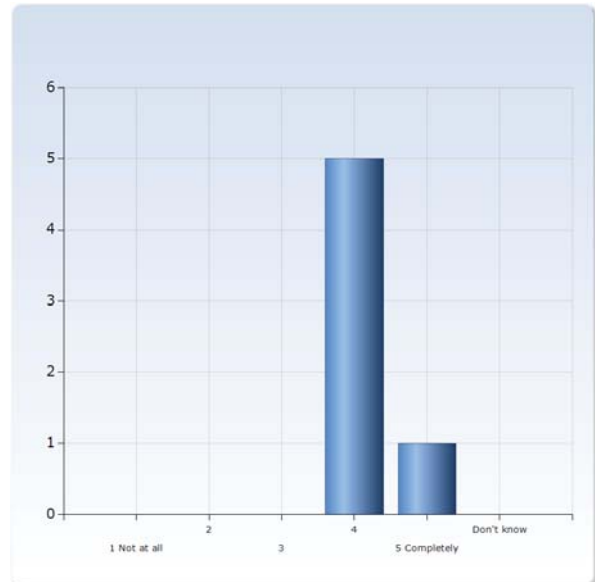
Did you feel prepared for and comfortable in the environment at and around Tarfala Research Station?	Number of Responses
1 Not at all	0 (0.0%)
2	0 (0.0%)
3	0 (0.0%)
4	2 (33.3%)
5 Completely	4 (66.7%)
Total	6 (100.0%)



## 8. Moodle

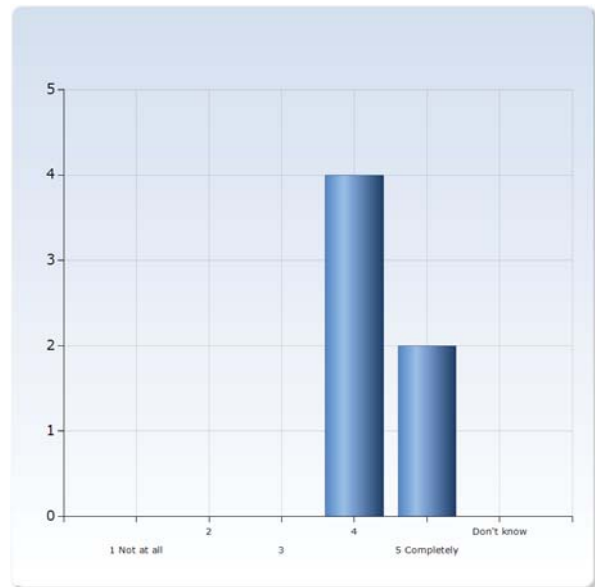
### My overall impression of the course site was good

My overall impression of the course site was good	Number of Responses
1 Not at all	0 (0.0%)
2	0 (0.0%)
3	0 (0.0%)
4	5 (83.3%)
5 Completely	1 (16.7%)
Don't know	0 (0.0%)
Total	6 (100.0%)



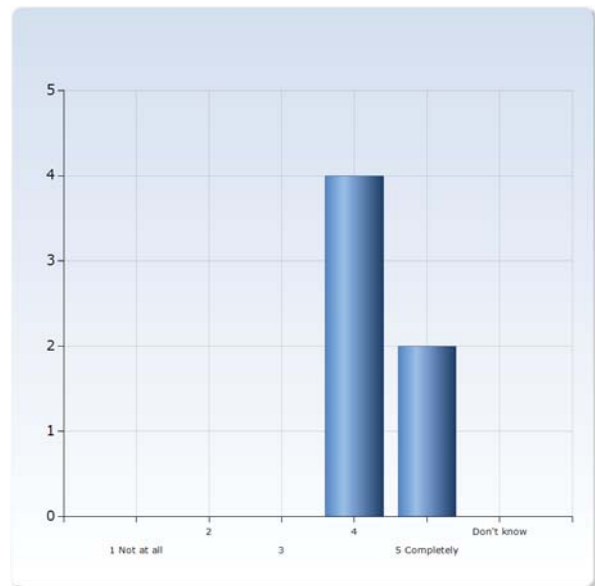
## The course site in Moodle was well organised and easy to use

<b>The course site in Moodle was well organised and easy to use</b>	<b>Number of Responses</b>
1 Not at all	0 (0.0%)
2	0 (0.0%)
3	0 (0.0%)
4	4 (66.7%)
5 Completely	2 (33.3%)
Don't know	0 (0.0%)
Total	6 (100.0%)



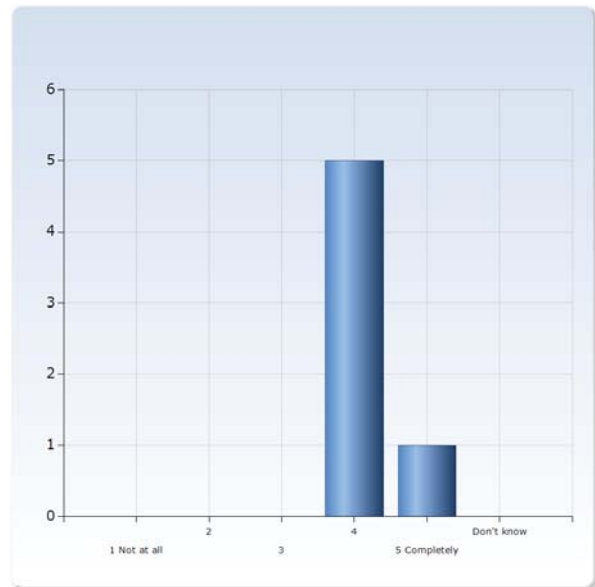
## It was easy to find the information and instructions I needed

<b>It was easy to find the information and instructions I needed</b>	<b>Number of Responses</b>
1 Not at all	0 (0.0%)
2	0 (0.0%)
3	0 (0.0%)
4	4 (66.7%)
5 Completely	2 (33.3%)
Don't know	0 (0.0%)
Total	6 (100.0%)



## It was easy to understand the information and instructions

It was easy to understand the information and instructions	Number of Responses
1 Not at all	0 (0.0%)
2	0 (0.0%)
3	0 (0.0%)
4	5 (83.3%)
5 Completely	1 (16.7%)
Don't know	0 (0.0%)
Total	6 (100.0%)



## It was intuitive and easy to work through quizzes, assignments and exams

It was intuitive and easy to work through quizzes, assignments and exams	Number of Responses
1 Not at all	0 (0.0%)
2	0 (0.0%)
3	0 (0.0%)
4	4 (66.7%)
5 Completely	2 (33.3%)
Don't know	0 (0.0%)
Total	6 (100.0%)

